

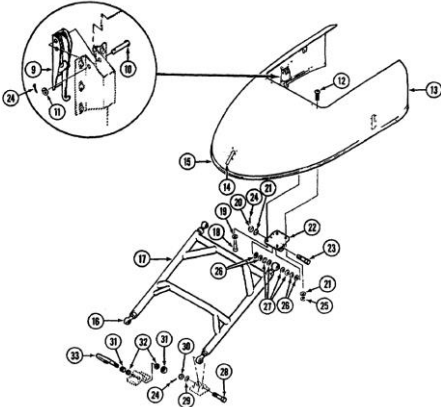

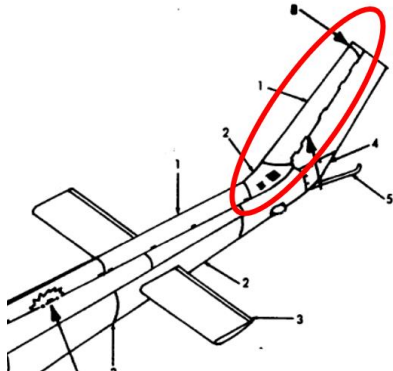



# Huey 67-19494 UH-1V

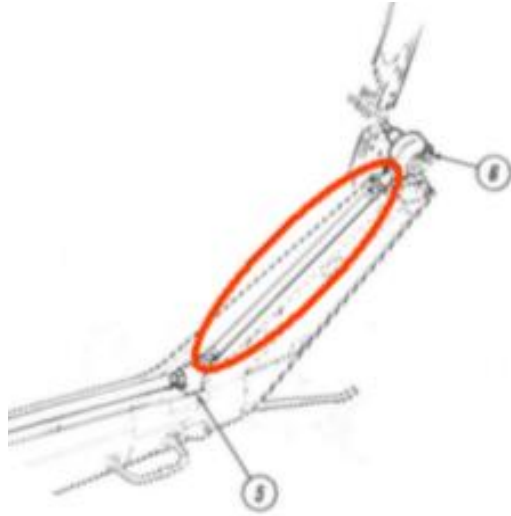
Restoration Component List – September 27, 2022

<b>Exterior Components Needed</b>		
<b>Nomenclature</b>	<b>Illustration (What we need)</b>	<b>Picture (What we have)</b>
<p>Nose door spring loaded latches.</p> <p><b>Note: 2 latches needed.</b></p>		
<p>Main rotor transmission fairing w/hinge assembly and both latches.</p> <p><b>Note: We need everything.</b></p>		
<p>Vertical fin tail rotor driveshaft cover.</p>		

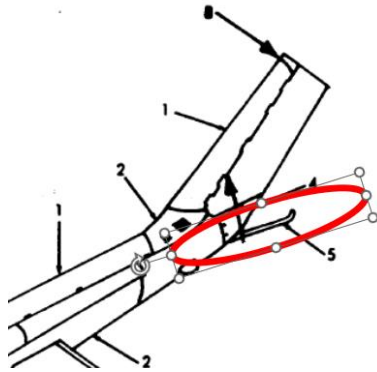
# Huey 67-19494 UH-1V

## Restoration Component List – September 27, 2022

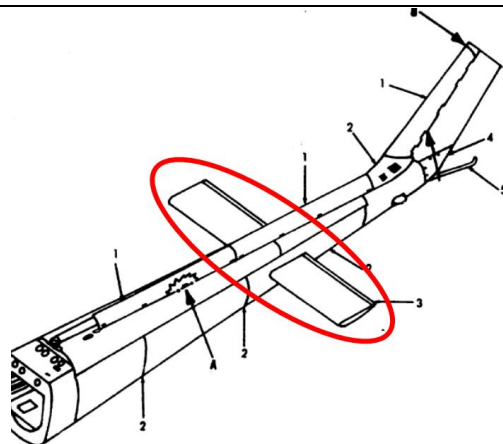
Tail Rotor Drive shaft, vertical fin section.



Tail skid tube (stinger).



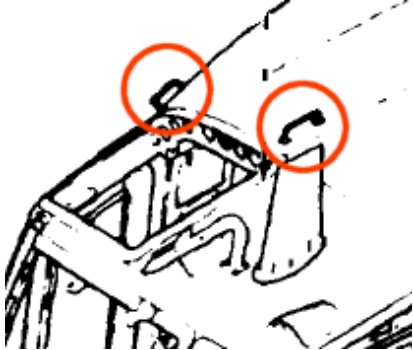

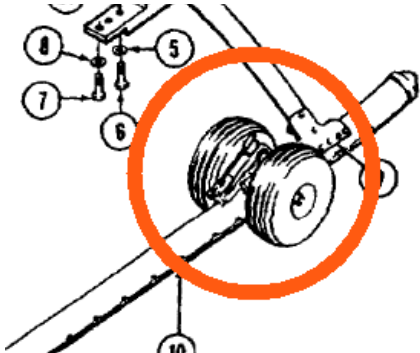



Synchronized elevators (both).



# Huey 67-19494 UH-1V

## Restoration Component List – September 27, 2022

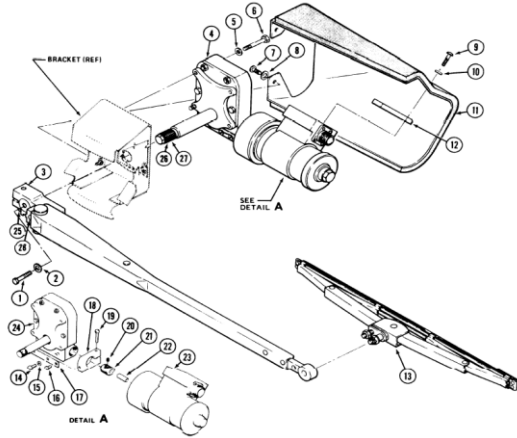
<p>Crew roof access foothold doors.</p> <p><b>Note: 2 doors needed w/hardware.</b></p>		
<p>Crew roof access hand holds.</p> <p><b>Note: Both handholds needed.</b></p>		
<p>Ground handling wheels.</p> <p><b>Note: Only 1 set of wheels needed.</b></p>		

# Huey 67-19494 UH-1V

## Restoration Component List – September 27, 2022

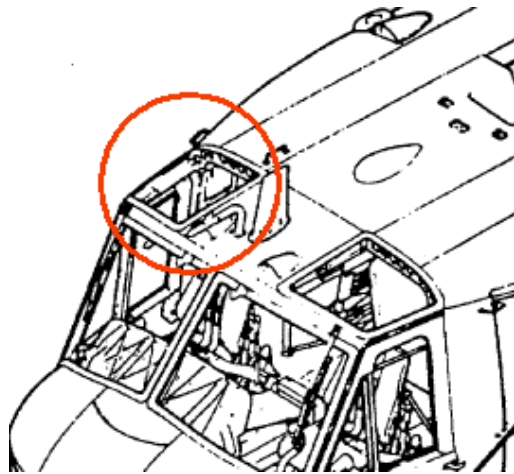
Windshield wiper and motor assembly.

**Note: We need everything for the right side.**

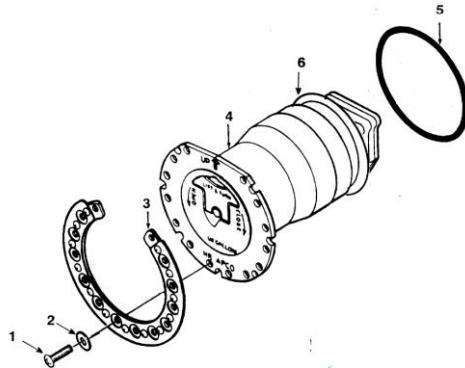


Cabin roof window "greenhouse". (It is cracked and crazed).

**Note: Only the right side needed.**



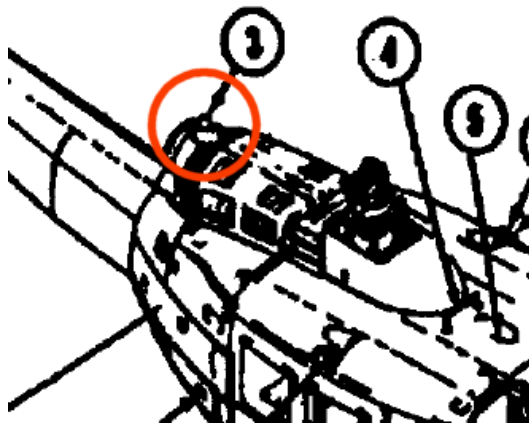
Refueling receiver.




# Huey 67-19494 UH-1V

## Restoration Component List – September 27, 2022

Anti-collision  
Light (Rotating  
Beacon).



VHF Navigation  
(Omni) antenna



FM Radio Set  
Antenna No. 1.



# Huey 67-19494 UH-1V

## Restoration Component List – September 27, 2022

Cargo Door windows.

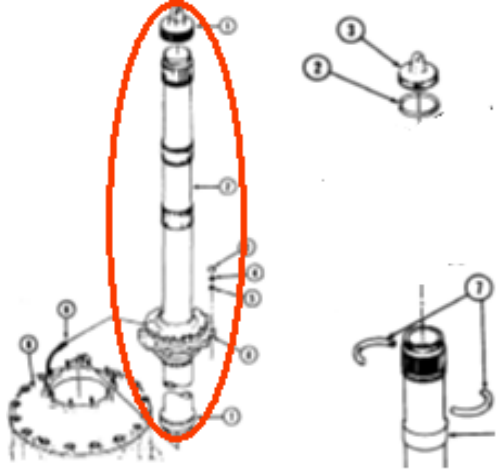

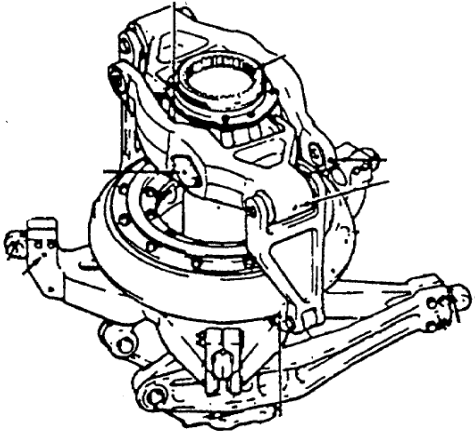

Note: 2 forward, 1 aft are needed (2 crazed and one is cracked).



# Huey 67-19494 UH-1V

Restoration Component List – September 27, 2022

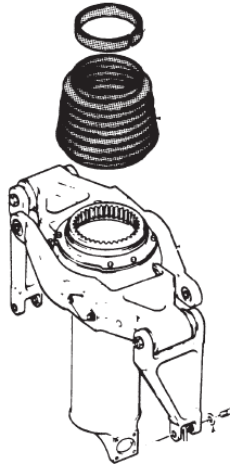
## Main and Tail Rotor System Components Needed

<b>Nomenclature</b>	<b>Illustration (What we need)</b>	<b>Picture (What we have)</b>
<p>Main rotor mast.</p> <p><b>Note: We need main mast nut (Jesus Nut), washer, and main mast cone set also.</b></p>		
<p>Scissors and sleeve assy.</p> <p>Swashplate and support assy.</p> <p>Collective levers.</p> <p><b>See individual components below.</b></p>		

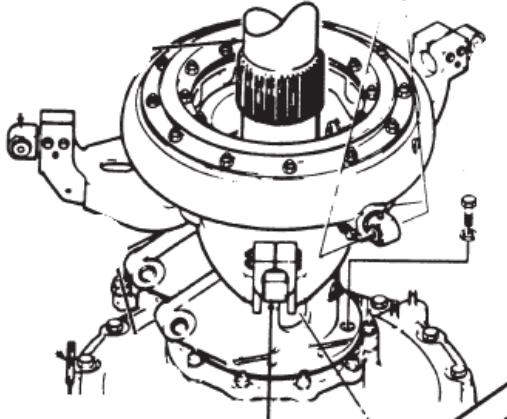
# Huey 67-19494 UH-1V

## Restoration Component List – September 27, 2022


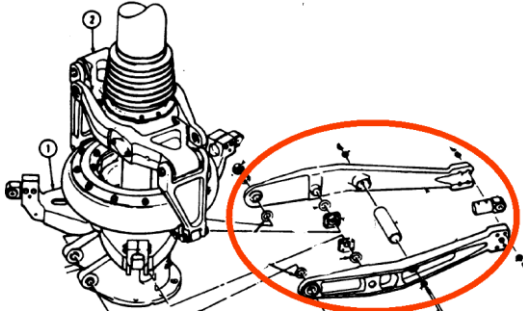
Scissors and sleeve assembly.



Swashplate and support assembly.



Collective levers.

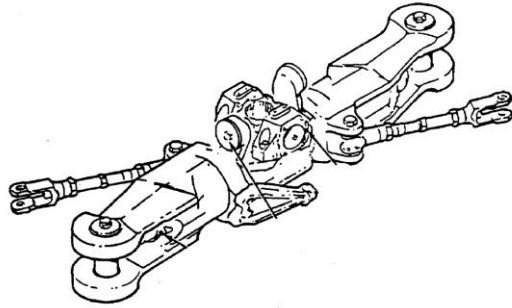




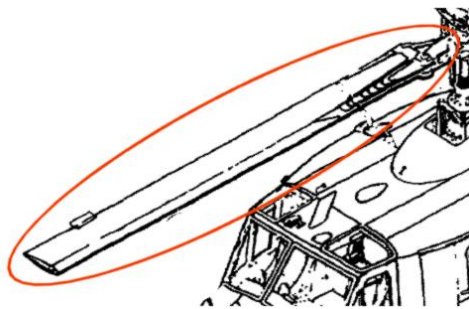
# Huey 67-19494 UH-1V

## Restoration Component List – September 27, 2022

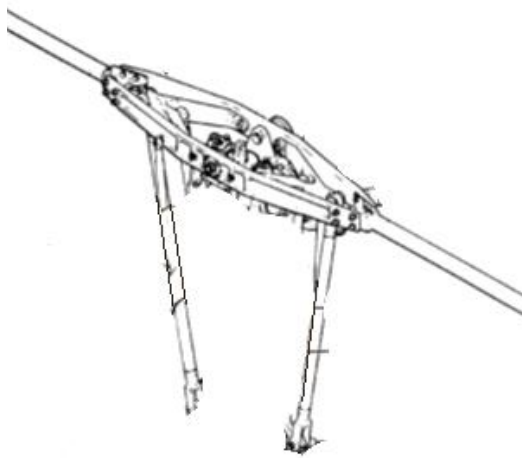
Main rotor hub assembly w/drag links.



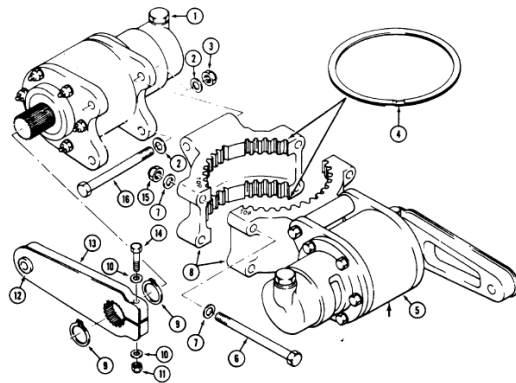
Main rotor blades (2 needed).



Stabilizer bar assembly, mixing levers and control rods.



Stabilizer dampers w/retainer ring, adapter set and lever arms.

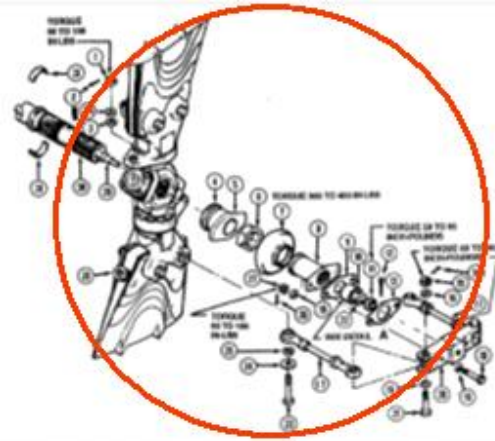


# Huey 67-19494 UH-1V

## Restoration Component List – September 27, 2022

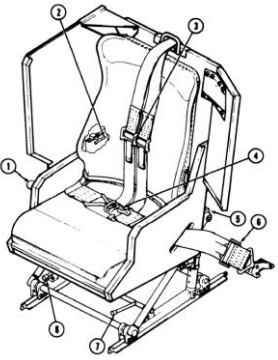

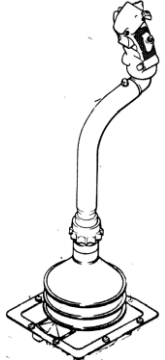

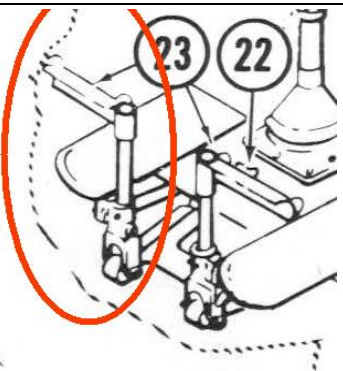

Tail rotor assembly complete.

**Note: We need everything.**



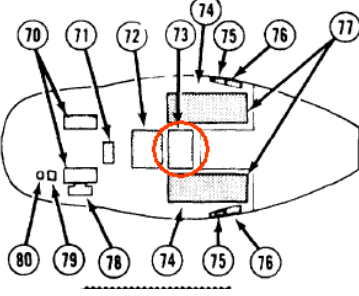

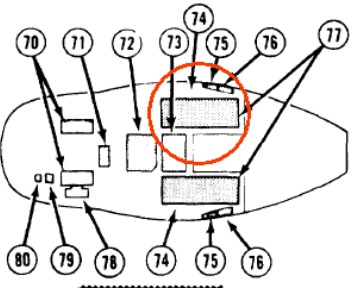

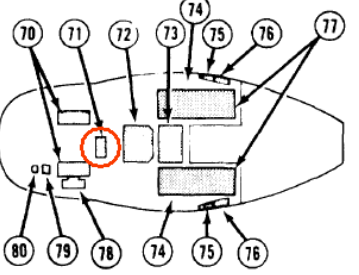



# Huey 67-19494 UH-1V

Restoration Component List – September 27, 2022

<b>Interior Components Needed</b>		
<b>Nomenclature</b>	<b>Illustration (What we need)</b>	<b>Picture (What we have)</b>
<p>Pilot &amp; Co-pilot seats (Complete w/harnesses, inertia reels and armor).</p> <p><b>Note: Seat tracks are not needed.</b></p>		
<p>Pilot and co-pilot cyclic stick assembly.</p> <p><b>Note: Both cyclic controls needed.</b></p>		
<p>Pilot right pedal.</p>		

# Huey 67-19494 UH-1V


## Restoration Component List – September 27, 2022

<p>General access door in front of transmission pylon(#73)</p>		
<p>Fuel fitting access floor panel (Right side, #77).</p>		
<p>Controls access floor panel under the rear of the pilots center console (#71)</p>		
<p>Transmission Pylon Inspection panel (Fuel Shutoff Valve Access).</p>		

# Huey 67-19494 UH-1V

## Restoration Component List – September 27, 2022

Transmission Pylon Inspection panel (Lower Pylon Access Panel)



Transmission Pylon Lower Inspection panel.

Illustration or picture unavailable. We need the panel which covers the area circled at right.



Troop Seats.

**Note: We need the seats for the left side of the transmission pylon.**



# Huey 67-19494 UH-1V

## Restoration Component List – September 27, 2022


Troop Seat  
Support  
stanchions

**Note: Both  
sides  
needed).**



Troop Seat  
Upper Support  
Pole.

**Note: 2  
needed.**



# Huey 67-19494 UH-1V

## Restoration Component List – September 27, 2022

Cabin Troop Seats.








Cabin Jump Seats (2 needed).



# Huey 67-19494 UH-1V



## Restoration Component List – September 27, 2022

<p>Troop and jump seat - seat belts. Eleven (11) needed.</p>		
<p>Cabin Ceiling Sound Proofing.</p>		
<p>Transmission Pylon Sound Proofing.</p>	<p>No illustration available.</p>	



# Huey 67-19494 UH-1V

## Restoration Component List – September 27, 2022

<p>Aft Cabin Bulkhead Sound Proofing.</p>	<p>No illustration available.</p>	 A photograph showing the interior of an aircraft cabin bulkhead. The surface is covered with a textured, fibrous soundproofing material. Several circular cutouts are visible, some with metal flanges. The lighting is somewhat dim, and the overall appearance is that of a restoration project in progress.
<p>Cockpit Map Light.</p> <p><b>Note: Only 1 needed.</b></p>	 A photograph of a cylindrical, teal-colored cockpit map light. The light is mounted on a dark surface, likely a control panel. A coiled, light-colored cable is attached to the side of the light. The background shows some other cockpit components, including a control knob and a panel with text.	<p>No picture available.</p>

# Huey 67-19494 UH-1V

## Restoration Component List – September 27, 2022

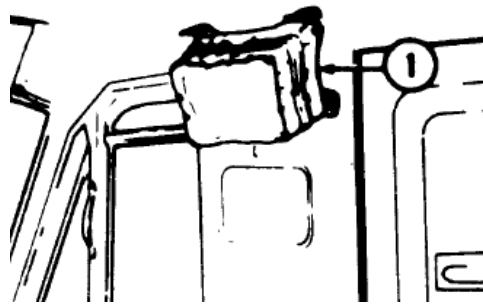
Hand Fire Extinguisher.

**Note: 2 needed.**



First Aid Kit.

**Note: 4 kits needed.**



Center windshield wiring cover.



# Huey 67-19494 UH-1V

## Restoration Component List – September 27, 2022

Magnetic  
Compass.

**Note:**  
Mounting  
screw holes  
must be in  
square  
pattern  
(equal  
distance  
apart).

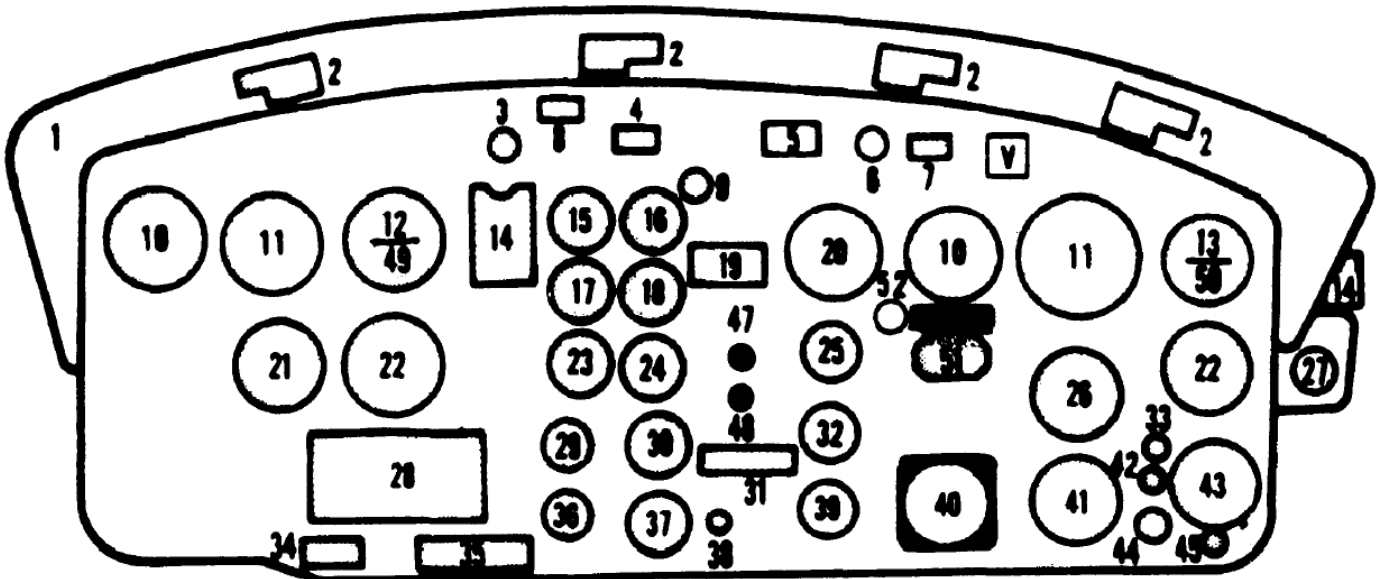


# Huey 67-19494 UH-1V

Restoration Component List – September 27, 2022

## Instrument Panel – Instruments Needed

First two illustrations, and picture of existing panel, are for reference.



- |  |   |
|--|---|
| 1. Glareshield                               | 26. Radio Compass Indicator   |
| 2. Secondary Lights                          | 27. Magnetic Compass  |
| 3. Engine INlet Filter Clogged Warning Light | 28. Operating Limits Decal  |
| 4. Master Caution                            | 29. Main Generator Loadmeter  |
| 5. RPM Warning Light                         | 30. DC Voltmeter  |
| 6. Fire Detector Test Switch                 | 31. Engine Caution Decal  |
| 7. Fire Warning Indicator Light              | 32. Gas Producer Tachometer Indicator                               |
| 8. Radio Call Designator                     | 33. Marker Beacon Light   |
| 9. Fuel Gage Test Switch                     | 34. Engine Installation Decal                                       |
| 10. Airspeed Indicator                       | 35. Transmitter Selector Decal                                      |
| 11. Attitude Indicator                       | 36. Standby Generator Loadmeter                                     |
| 12. Altimeter Indicator (AAU-32/A)           | 37. AC Voltmeter  |
| 13. Altimeter Indicator (AAU-31/A)           | 38. Compass Slaving Switch  |
| 14. Compass Correction Card Holder           | 39. Exhaust Gas Temperature Indicator                               |
| 15. Fuel Pressure Indicator                  | 40. Turn and Slip Indicator   |
| 16. Fuel Quantity Indicator                  | 41. Course Deviation Indicator                                      |
| 17. Engine Oil Pressure Indicator            | 42. Marker Beacon Sensing Switch                                    |
| 18. Engine Oil Temperature Indicator         | 43. Clock   |
| 19. Cargo Caution Decal                      | 44. Marker Beacon Volume Control                                    |
| 20. Dual Tachometer                          | 45. Cargo Release Armed Light                                       |
| 21. Radio Compass Indicator                  | 47. IFF Code Hold Light   |
| 22. Vertical Velocity Indicator              | 48. IFF Code Hold Switch  |
| 23. Transmission Oil Pressure Indicator      | 49. <input type="checkbox"/> Receiver-Transmitter, Height Indicator |
| 24. Transmission Oil Temperature Indicator   | 50. <input type="checkbox"/> Height Indicator Remote                |
| 25. Torquemeter Indicator                    | 51. <input type="checkbox"/> DME Indicator                          |
|  | 52. <input type="checkbox"/> DME Hold Light                         |

# Huey 67-19494 UH-1V





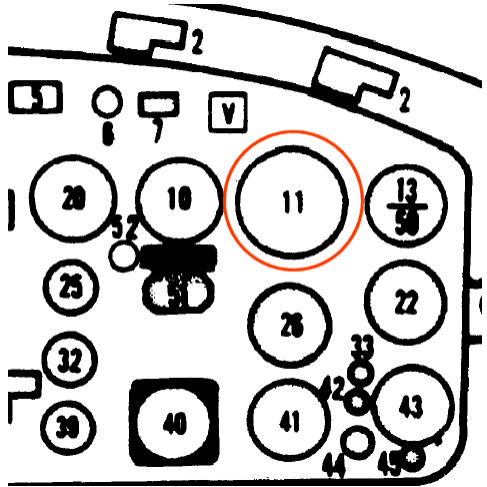

Restoration Component List – September 27, 2022



Nomenclature	Illustration (What we need)	Picture (What we have)
<p>Instrument Panel Master Caution Warning Light (#4).</p> <p><b>Note: We only need the light cover.</b></p>		
<p>Instrument Panel Glareshield Secondary Lights (#2).</p> <p><b>Note: 4 light covers and 2 socket assemblies needed.</b></p>		

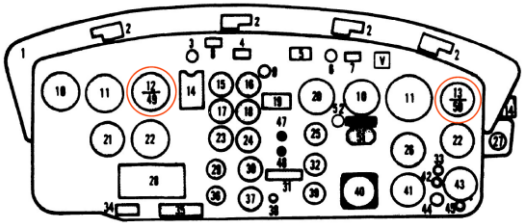

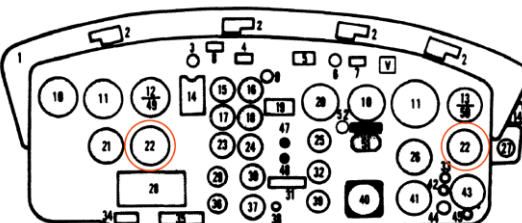

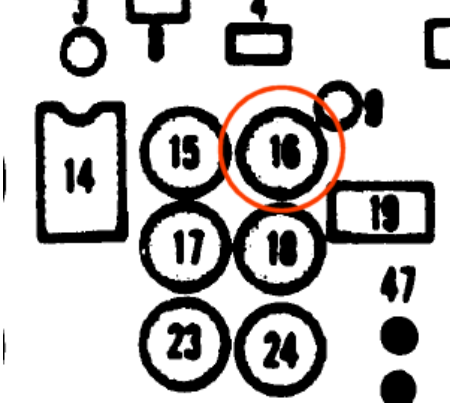

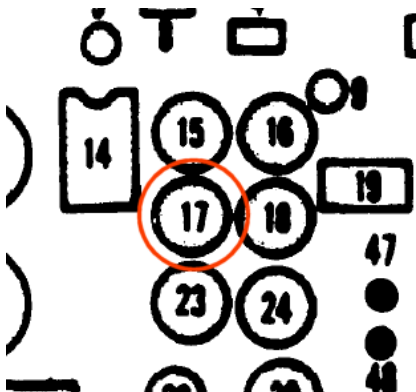

# Huey 67-19494 UH-1V

## Restoration Component List – September 27, 2022

<p>Grimes Instrument Panel Light Lens Hoods.</p> <p><b>Note: 18 needed.</b></p>		
<p>Attitude indicator (Co-pilot, #11).</p>		
<p>Attitude indicator (Pilot, #11).</p>		

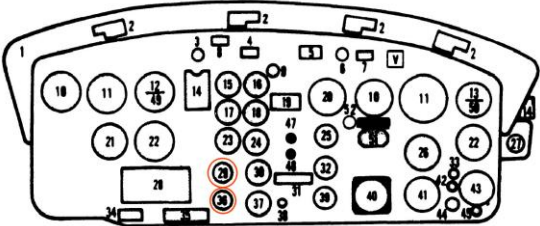

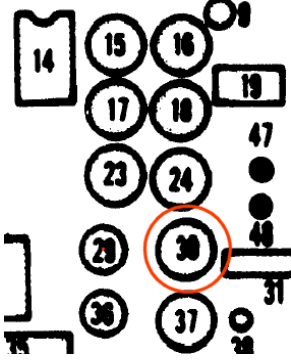



# Huey 67-19494 UH-1V

## Restoration Component List – September 27, 2022

<p>Altimeter indicator.</p> <p><b>Note: 2 needed, #12 &amp; #13.</b></p>		
<p>Vertical Speed Indicator</p> <p><b>Note: 2 needed, #22.</b></p>		
<p>Fuel Quantity Indicator (#16).</p>		
<p>Engine Oil Pressure Indicator (#17)</p>		

# Huey 67-19494 UH-1V








## Restoration Component List – September 27, 2022

<p>Main Generator &amp; Standby Generator Loadmeters.</p> <p><b>Note: 2 needed, #29 &amp; #36.</b></p>		
<p>DC Voltmeter (#30).</p> <p><b>Note: DC.</b></p>		
<p>AC Voltmeter (#37).</p> <p><b>Note: AC.</b></p>		








# Huey 67-19494 UH-1V

Restoration Component List – September 27, 2022

<p>Dual Tachometer (#20).</p>		
<p>Torquemeter Indicator (#25).</p> <p><b>Note: Prefer Torque Press label.</b></p> 		
<p>Gas Producer (N1) Tachometer Indicator (#32).</p>		

# Huey 67-19494 UH-1V

## Restoration Component List – September 27, 2022


<p>Exhaust Gas Temperature Indicator (#39)</p>		
<p>DME Indicator (#51).</p> <p><b>Note: Unusual DME Indicator, best picture I could find.</b></p>	 	

# Huey 67-19494 UH-1V

## Restoration Component List – September 27, 2022

Clock (8 day).

Marked on "Typical" Instrument diagram in a different location than on 67-19494's instrument panel.







# Huey 67-19494 UH-1V

Restoration Component List – September 27, 2022

## Center Console – Components Needed





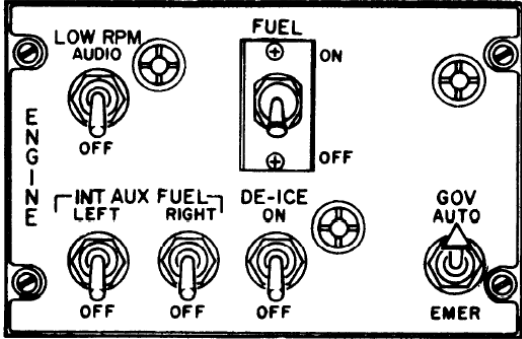







**Existing Center Console**

<b>Nomenclature</b>	<b>Illustration (What we need)</b>	<b>Picture (What we have)</b>
<b>VHF NAV Radio Control Panel (ARN-82 or ARN-30E).</b> <b>Bold font preferred.</b>		
<b>VHF COMM Radio Control Panel (AN/ARC-134 or AN/ARC-115 or AN/ARC-73).</b>		

# Huey 67-19494 UH-1V

## Restoration Component List – September 27, 2022

<p>Signal Distribution Panel (2 needed, C-1611/AIC, or C-6533/ARC).</p>		
<p>ADF Radio Control Panel (AN/ARN-83 or AN/ARN-59)</p>		
<p>Engine Control Panel.  <b>Note: 494 has this CP, but without labels. If Graphics can reproduce labels, we do not need this.</b></p>		
<p>Miscellaneous Control Panel.</p>		
<p>Master Caution Lights Panel.</p>		

# Huey 67-19494 UH-1V

Restoration Component List – September 27, 2022

## Overhead Console – Components Needed




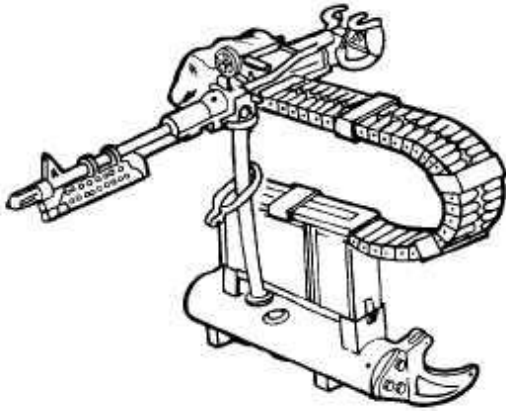
## Overhead Console – Components Needed

The Overhead Console is missing one blank panel, otherwise all standard panels are present. Many panels are missing critical knobs and require detailed cleaning. The circuit breaker panel needs cleaning.

# Huey 67-19494 UH-1V

Restoration Component List – September 27, 2022

## Weapon System – Components Needed

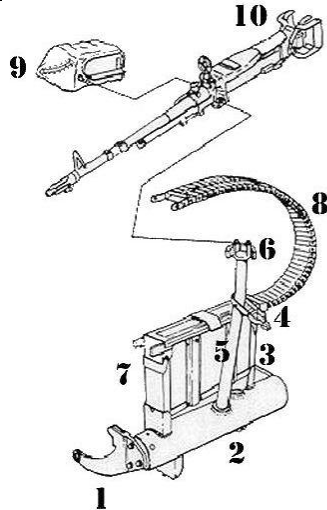


### Nomenclature

### Illustration (What we need)

### Picture (What we have)

Armament Subsystem M-23.  
We need both subsystems, items 1 thru 10 for both the left & right sides.



1. Beam Forward
2. Tube
3. Beam AFT
4. Traversing Lock
5. Pintle Post
6. Pintle
7. Ammunition Box
8. Chute
9. Ejection Control Bag
10. M60D Machine Gun

All we have are the upper and lower fuselage hard points.

